

2026/03/30

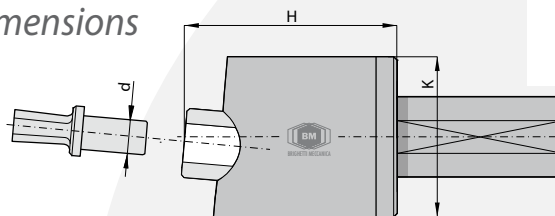


Brocciatori Standard serie "BR"

- Caratteristiche tecniche e dimensioni


Standard Broaching Heads "BR" series

- Technical characteristics and dimensions



CARATTERISTICHE / FEATURES	dim.	BROCCIATORE (BR) / BROACHING HEAD (BR)										
		BR-G5	BR-G8			BR-G12		BR-G16			BR-G25	
			BR-G8S	BR-G8M	BR-G8	BR-G12B	BR-G12	BR-G16	BR-G16M	BR-G16L		
GAMBO DELLA BROCCIA SHANK OF THE BROACH	d	mm	Ø5	Ø8	Ø8	Ø8	Ø12	Ø12	Ø16	Ø16	Ø16	Ø25
CAPACITA' CAVE ESAGONALI HEXAGONAL SLOT CAPACITY		mm	1÷6	1÷8	1÷8	1÷10	1÷13	1÷15	2÷25	5÷30	4÷30	15÷40
CAPACITA' CAVE QUADRE SQUARE SLOT CAPACITY		mm	1÷4	1÷6	1÷6	1÷8	1÷10	1÷12	2÷15	5÷20	4÷25	15÷25
CAPACITA' CAVE TORX® TORX® SLOT CAPACITY	T		3÷25	3÷40	3÷40	3÷40	3÷60	3÷60	10÷70	20÷70	30÷70	(*)
CAPACITA' CAVE TORX® PLUS TORX® PLUS SLOT CAPACITY	IP		6÷25	6÷40	6÷40	6÷40	6÷60	6÷60	10÷70	20÷70	30÷70	(*)
PROFONDITA' MAX DI LAVORO MAXIMUM WORKING DEPTH		mm	7,5	15	15	15	21	21	21	30	40	65
DIMENSIONE CORPO BODY DIMENSIONS	H	mm	35	36,5	47,5	55	66,5	81,5	87	91	99	115,5
DIMENSIONE CORPO BODY DIMENSIONS	K	mm	Ø24	Ø37	Ø29,5	Ø37	Ø47	Ø58	Ø68	Ø68	Ø79	Ø91
PESO (indicativo) WEIGHT (indicative)		gr.	181	412	338	525	851	1653	2628	1830	3500	4850


TIPO DI ATTACCO / CONNECTIONS		BROCCIATORE (BR) / BROACHING HEAD (BR)									
		BR-G5	BR-G8			BR-G12		BR-G16			BR-G25
			BR-G8S	BR-G8M	BR-G8	BR-G12B	BR-G12	BR-G16	BR-G16M	BR-G16L	
CODOLO CILINDRICO CYLINDRICAL CONNECTION	Ø 8	10	10	10	16	20	25	25	25	32	32
	Ø 10	12	12	12	19,05	25	32	32	32	40	40
	Ø 12 (*)	16	16	16	20	32	40	40	40		
	Ø 16	19,05	19,05	19,05	22						
	Ø 19,05	20	20	20	25						
	Ø 20	22	22	22	25,40						
	Ø 22 (*)	25	25	25							
	Ø	25,40	25,40 (*)	25,40							
CODOLO CONO MORSE "CM" "CM" MORSE TAPER CONNECTION					2	3	3-4	3-4	4-5	4-5	
A RICHIESTA / On request: CODOLO "ISO - DIN 69871 / DIN 2080" "ISO-DIN 69871 / DIN 2080" CONNECTION						30-40	40	40-50	40-50	40-50	
CODOLO "VDI" "VDI" CONNECTION						VDI 30	VDI 30	VDI 30	VDI 40	VDI 40	
							VDI 40	VDI 40			
CODOLO "CAPTO ISO-26623" "CAPTO ISO-26623" CONNECTION						3	4-5	4-5	4-5		



A RICHIESTA / On request:
CODOLO "HSK"
DIN 69893-1 / ISO-12164
FORMA ...
"HSK" CONNECTION
DIN 69893-1 / ISO-12164
SHAPE ...

In fase di richiesta specificare con disegno il tipo di attacco richiesto
When submitting a request, specify the type of connection required with a drawing

Brocciatori REGISTRABILI > vedi pag.12
Adjustable Broaching Head > see page 12



(*) a richiesta / on request

